

Podar International School, Mysuru

Circular to Grade 1 to 10

19 April 2024

Dear parent,

Subject: Guidelines to Use Loop Learning School Portal

Kindly find a few important information on Loop Learning.

Portal Link: <https://www.looplearning.com/>

A. Loop Learning Content:

Tasks (digital assignments) are published for the students of **Std. III to VIII** for **English, Hindi, Mathematics, Science, Social Science** and **Computer Studies**. The **nature of the tasks** will differ based on the **objectives**.

a. Entry tasks (similar to diagnostic test):

Entry tasks are created for all the chapters of Mathematics, Science and some chapters of Computer Studies and Social Science. The teacher will inform the students to attempt it before the chapter begins. This will help the teacher to **evaluate how prepared the students are** to start the new chapter **by assessing their previous knowledge**.

b. Exit tasks (similar to achievement test):

Exit tasks are published for all chapters of Mathematics, Science, some chapters of Computer Studies and Social Science. There will be **multiple Exit Tasks on a chapter** each focusing on one or two concepts only. E.g. if there are five main concepts in a chapter then 5 exit tasks will be published.

The performance of the students in these tasks will enable the teachers to use it in regular teaching **as a formative assessment** to assess if the students have understood those concepts or **need further support in specific areas**.

c. Practice tasks:

Within each Entry and Exit task there can be practice tasks to support and guide students struggling with the concepts covered in those tasks. These practice tasks **may have extra questions or learning materials** in the form of PPT, audio,

video, word doc or pdf doc. They **will be visible only** when a student **scores less than or equal to 60%** points in a given task.

d. **SPLM modules:**

These are Self Paced Learning Modules. The **students** would be expected to **learn the topics** covered in these modules **on their own** and at their **own pace**.

e. **Skill based tasks:**

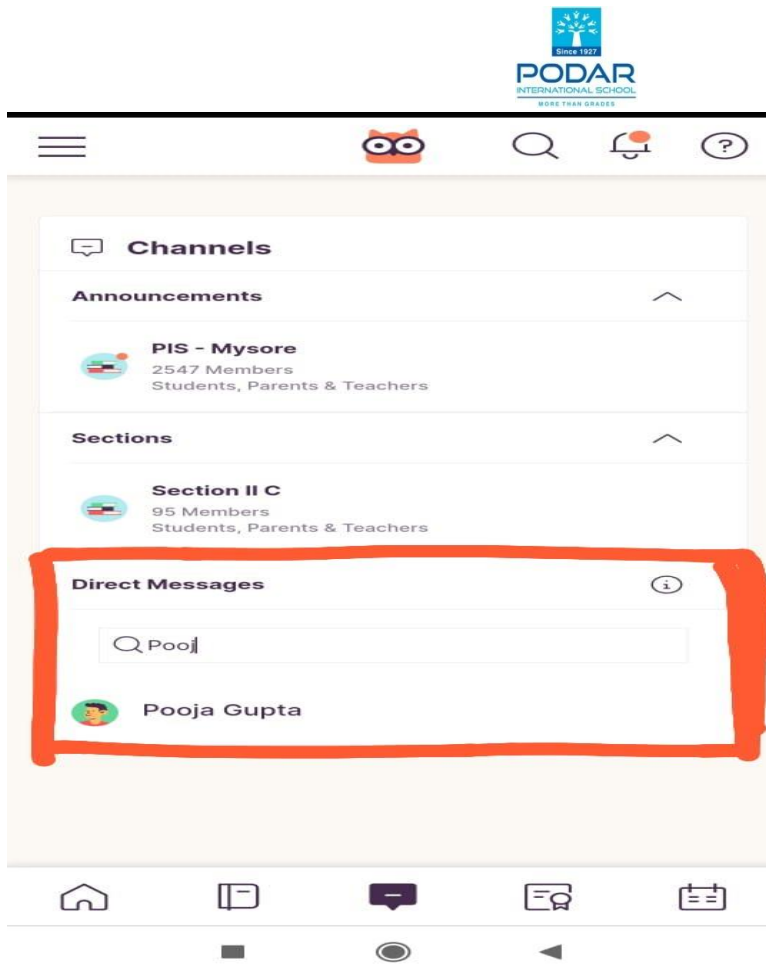
For languages, i.e. Hindi and English skill based modules are published. The **focus is on developing skills** of listening comprehension, speaking, reading comprehension and writing. In addition to these, tasks on grammar topics are also published on a **monthly basis**.

B. Communication channel:

I. Communication with the teachers:

The students and the parents are requested use the **Direct message channel** to communicate with **only those teachers teaching their class**.

Note: Kindly avoid sending the message to the whole section by replying to the messages sent by the class teacher. If the parent wishes to send a message to the class teacher or the subject teacher please use the **DIRECT message** option which is on the left side bottom of the page.



C. Parent sign in:

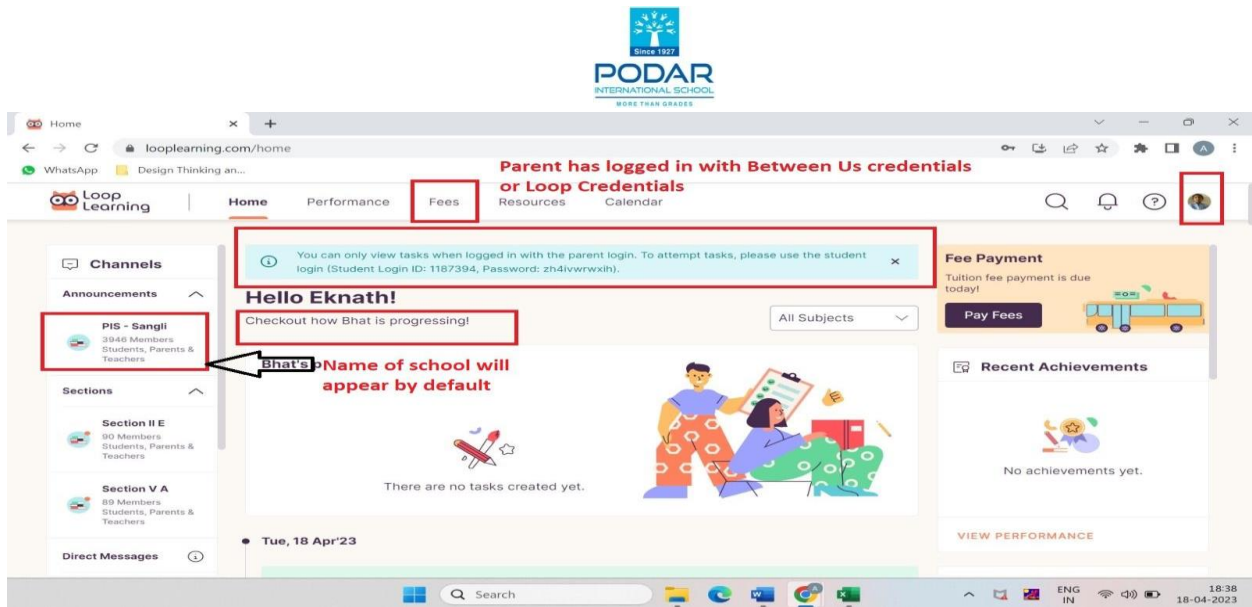
A few **important points** to note are as follows:

- i. Use the **email ID** that has been **registered on BetweenUs** during the time of admission.
- ii. Ensure that the **same email ID is registered for other siblings.**
- iii. Click on '**SIGN IN**' and **not on 'Register now'** when you access the platform for the first time or even later.

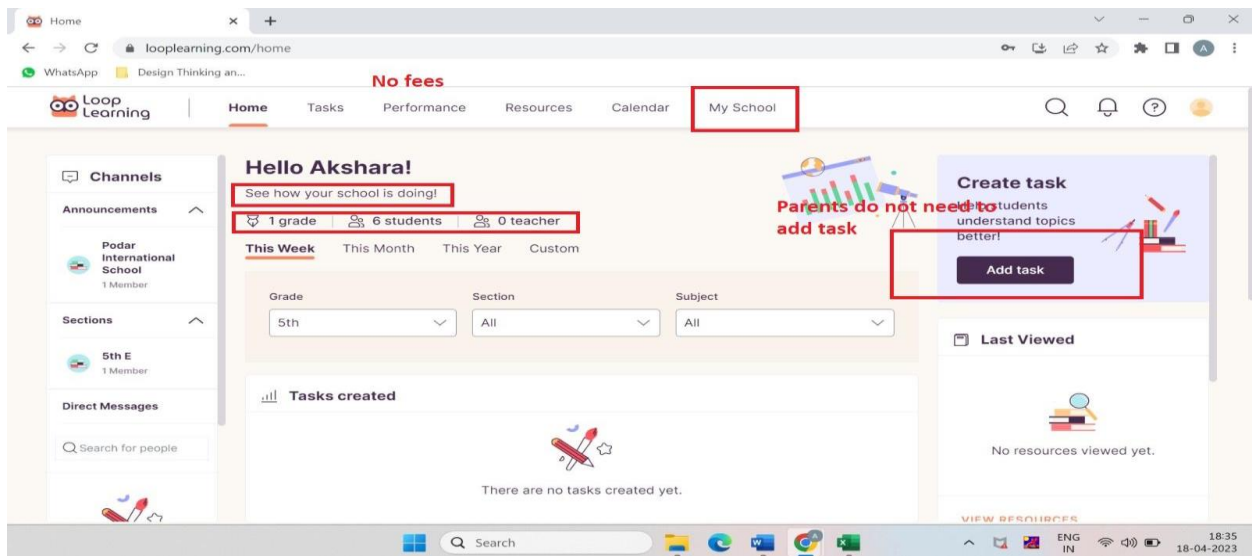
Note: You are already registered by the school. Therefore a parent need not register again.

Notice the differences seen in the screenshots below when a parent clicks on Register now and registers a school instead of signing in.

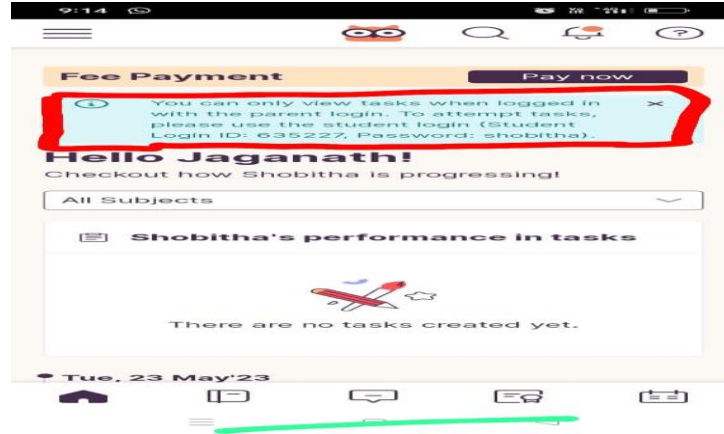
Correct Account Log In: Key Identifiers are put in RED



Parent has registered the school (Incorrect log in): Key Identifiers are put in RED



- iv. The **student credentials** (loop learning credentials of your child) will be seen in **your home page** once you login. The student can use the student login credentials to attend the tasks.



- v. Parents can carry out the following tasks on loop learning platform:
1. pay fees
 2. upload photos of their children and edit emergency information
 3. check their child's performance.
 4. communicate with teachers using DIRECT MESSAGE channel.
 5. communicate with the principal (super admin) **only after the admin has initiated a communication** with the parent.

D. Student sign in:

A few **important points** to note are as follows:

- On Loop Learning, students have **different user ID** which are in the form of **numbers**.
- The students' credentials will be received by the parents on their **registered email address** as well as the **home page** of the **parents on Loop Learning**.
- On Loop Learning, the videos uploaded or the YouTube links shared will play in the same window, thus ensuring that students are **not exposed to unnecessary ads**.

Regards,
For Podar Education